



SERVICE BULLETIN

Product: CRT MONITOR _____ **Bulletin No.:** MON02-010 (02-C/M-E0081) _____
Model: AQ19LS, AQ19JS _____ **Bulletin Date:** August 28, 2002 _____
ECN Date: August 28, 2002 _____

SUBJECT: Main PCB and Chassis Frame _____

Background: The main PCB touches the metal chassis frame guides. Although the PCB is covered with protective paint, it may cause failures to R513 and R570.


Cause: The protective paint wears out with PCB version range MP 1.2 ~ MP 1.4 with a production date of October 2001 ~ August 2002. Permanent solution : Change PCB pattern from ver 1.4 to ver 1.5 (Sep.2002~)

Solution: Changing the PCB pattern from version 1.4 to version 1.5.
 For all MP 1.2 – MP 1.4 in the field, bend the guide to prevent the PCB from touching the metal frame.
 See page 2 for additional information.


Application Date: August 28, 2002

ORIGINAL			NEW	
Location No.	Part No.	Description	Part No.	Description


Main PBA




PCB guide part of metal



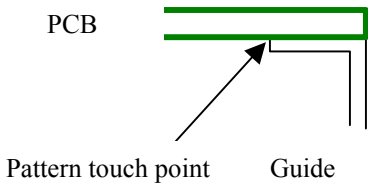
Bend the guide down very carefully.



Bending angle: 45 degree



BEFORE



AFTER

